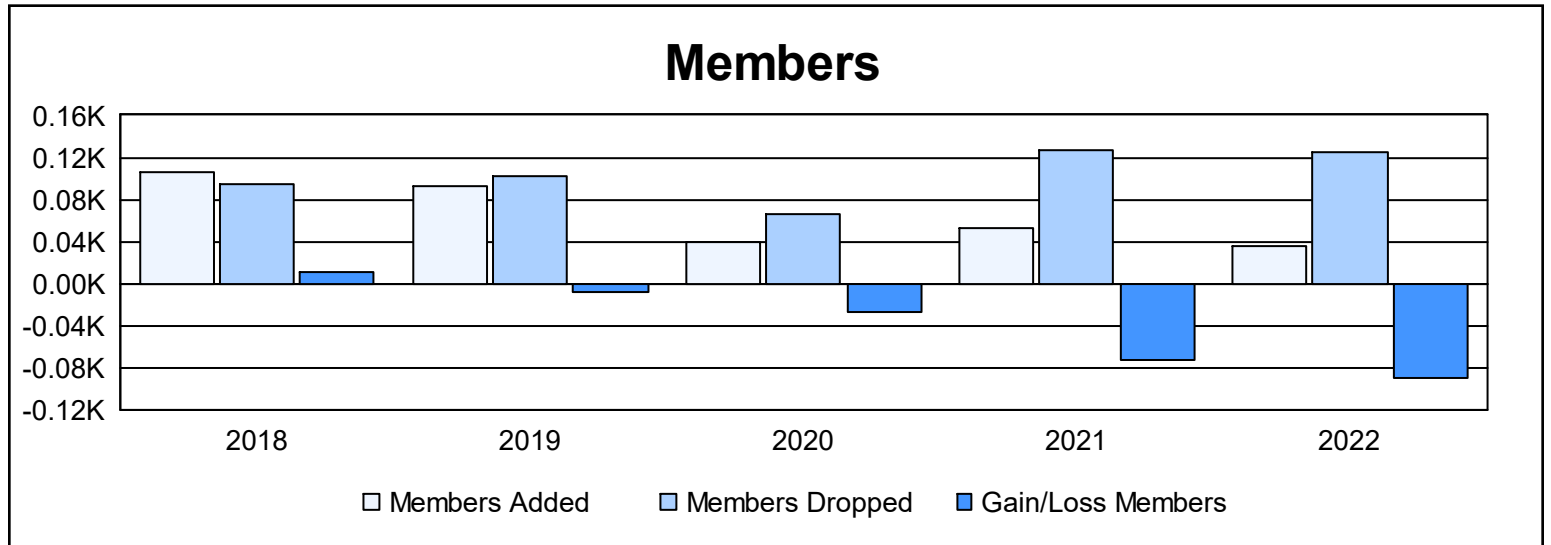
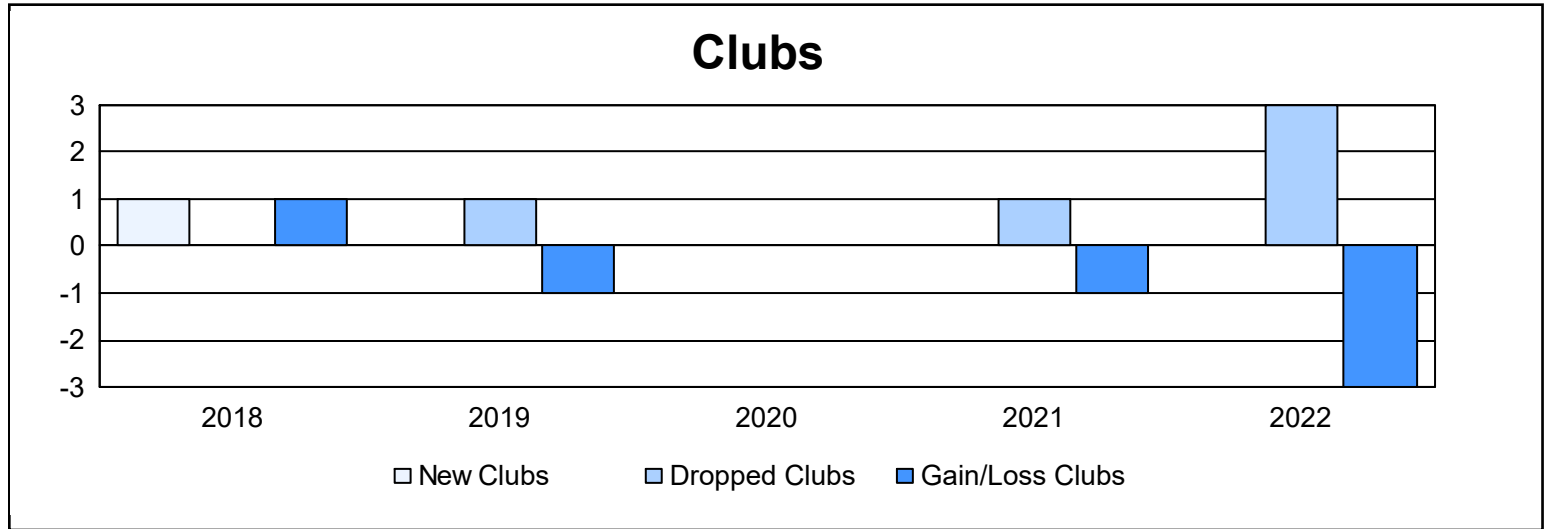
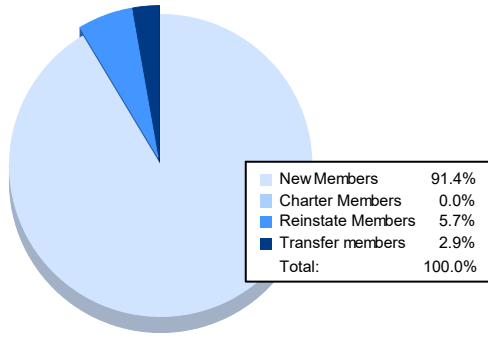


Year	New Clubs	Dropped Clubs	Gain/ Loss Clubs	New Members	Charter Members	Reinstate Members	Transfer Members	Total Member Added	Total Members Dropped	Gain/ Loss Members
2017-2018	1	0	1	79	25	1	1	106	95	11
2018-2019	0	1	-1	88	1	3	1	93	102	-9
2019-2020	0	0	0	36	0	2	1	39	66	-27
2020-2021	0	1	-1	50	0	3	0	53	126	-73
2021-2022	0	3	-3	32	0	2	1	35	124	-89
<b>Average</b>	<b>0</b>	<b>1</b>	<b>-1</b>	<b>57</b>	<b>5</b>	<b>2</b>	<b>1</b>	<b>65</b>	<b>103</b>	<b>-37</b>



### Membership Composition June 2022 Cumulative



### Gender Composition June 2022 Cumulative

